









2023022 GROWTHPOINT SA NATIONALS ITF MASTERS (SENIORS)
MS 35

Box 1

				1.	2.	3.	4.
TSA861062	GN		1. DU PREEZ Hennie		6-1, 6-1	6-2, 6-3	0-6, 2-6
TSAJJ3202	GC		2. MOYO Arnold	1-6, 1-6		Opponent W/O	2-6, 0-6
TSA851182	GC		3. SCELO Ngcobo	2-6, 3-6	W/O		0-6, 1-6
TSA881041	GN		4. PRINSLOO Diederik	6-0, 6-2	6-2, 6-0	6-0, 6-1	

Standings	Points	Wins	Losses	Sets	Games
1. Diederik PRINSLOO	6	3	0	6 - 0 (100%)	36 - 5 (87.8%)
2. Hennie DU PREEZ	4	2	1	4 - 2 (66.67%)	26 - 19 (57.78%)
3. Arnold MOYO	2	1	2	2 - 4 (33.33%)	16 - 24 (40%)
4. Ngcobo SCELO	0	0	3	0 - 6 (0%)	6 - 36 (14.29%)

Box 2

				1.	2.	3.	4.	5.
TSA851138	GC		1. LEROTHOLI Qefate		1-6, 2-6	6-4, 6-3	6-0, 6-4	1-6, 1-6
TSA881138	LIM		2. VAN ROOYEN Sarel	6-1, 6-2		6-2, 6-1	6-2, 6-1	1-6, 2-6
TSA851150	MPUM		3. MOKOTONG Eugine	4-6, 3-6	2-6, 1-6		6-4, 6-3	0-6, 0-6
TSA871205	GN		4. ERASMUS Lourens	0-6, 4-6	2-6, 1-6	4-6, 3-6		1-6, 1-6
TSA861025	GN		5. BROOKSHAW Ryan	6-1, 6-1	6-1, 6-2	6-0, 6-0	6-1, 6-1	

Standings	Points	Wins	Losses	Sets	Games
1. Ryan BROOKSHAW	8	4	0	8 - 0 (100%)	48 - 7 (87.27%)
2. Sarel VAN ROOYEN	6	3	1	6 - 2 (75%)	39 - 21 (65%)
3. Qefate LEROTHOLI	4	2	2	4 - 4 (50%)	29 - 35 (45.31%)
4. Eugene MOKOTONG	2	1	3	2 - 6 (25%)	22 - 43 (33.85%)
5. Lourens ERASMUS	0	0	4	0 - 8 (0%)	16 - 48 (25%)

1/2 Playoff

Diederik PRINSLOO	
Ryan BROOKSHAW	Ryan BROOKSHAW
Ryan BROOKSHAW	6-3, 6-4

3/4 Playoff

Hennie DU PREEZ	
Sarel VAN ROOYEN	Sarel VAN ROOYEN
Sarel VAN ROOYEN	6-4, 6-4

5/6 Playoff

Arnold MOYO	
	Qefate LEROTHOLI
Qefate LEROTHOLI	6-2, 6-1

7/8 Playoff

Ngcobo SCELO	
	Eugene MOKOTONG
Eugene MOKOTONG	Walkover