








20201 GN Wilson District Mini 1 (For GN Players Only)

GS 16

Main Draw

1	TSA001833	GE		[1] Alternate ALTERNATE			
2				A1 BYE	[1] Alternate ALTERNATE		
3	TSA051287	GAU		Rozanne VAN DER SCHYFF	Rozanne VAN DER SCHYFF	Walkover	
4	TSA048475	GN		Skyle-Lee ELLIOTT	Rozanne VAN DER SCHYFF	6-1, 6-2	
5	TSA081191	GE		[4] Sophia KOEN			Rozanne VAN DER SCHYFF
6				A3 BYE	[4] Sophia KOEN		7-6, 6-4
7	TSA071180	GE		Rune VAN WYK	Rune VAN WYK	6-1, 6-1	
8				A4 BYE	Rune VAN WYK		
9	TSA048881	GN		Jana HENNING			[3] Danielle CHAPMAN
10				A5 BYE	Jana HENNING		6-1, 6-3
11				BYE			
12	TSA071151	GE		[3] Danielle CHAPMAN	[3] Danielle CHAPMAN	6-2, 6-1	
13	TSA040751	GN		Ansuné DU TOIT			[3] Danielle CHAPMAN
14	TSA051388	GN		Kyla GOBBY	Kyla GOBBY	6-7, 6-4, 11-9	6-1, 6-3
15				BYE	[2] Amelie VAN ZYL		
16	TSA071157	GC		A8 [2] Amelie VAN ZYL	[2] Amelie VAN ZYL	6-2, 6-3	

Position 3-4

Rune VAN WYK	
[2] Amelie VAN ZYL	[2] Amelie VAN ZYL
	6-3, 6-4

Position 5-8


BYE	
C1	
[4] Sophia KOEN	[4] Sophia KOEN
Jana HENNING	Jana HENNING
	6-2, 6-1
Kyla GOBBY	Jana HENNING
	1-6, 6-3, 11-9

Position 7-8

BYE	
D1	
Kyla GOBBY	Kyla GOBBY



Position 9-16



Position 11-12



Position 13-16



Position 15-16

