





2021022 ITF GROWTHPOINT Seniors S.A. Nationals

WD 30

Box 1






				1.	2.	3.	4.
TSA840115	GC		1. Kim PETERS Karyn HAMBRIDGE		6-0, 6-1	6-2, 6-0	6-1, 6-3
TSA820095	GN		2. Sanet MADER Soné HENDRIKS	0-6, 1-6		4-6, 0-6	1-6, 2-6
TSA902234	GC		3. Samantha WHITE Carmen SPENCE	2-6, 0-6	6-4, 6-0		4-6, 3-6
TSA851007	GN		4. [4] Carla SMITH Alexandra DREYER	1-6, 3-6	6-1, 6-2	6-4, 6-3	

Standings

- HAMBRIDGE / PETERS
- [4] DREYER / SMITH
- SPENCE / WHITE
- HENDRIKS / MADER

Points	Wins	Losses	Sets	Games
6	3	0	6 - 0 (100%)	36 - 7 (83.72%)
4	2	1	4 - 2 (66.67%)	28 - 22 (56%)
2	1	2	2 - 4 (33.33%)	21 - 28 (42.86%)
0	0	3	0 - 6 (0%)	8 - 36 (18.18%)

Box 2

				1.	2.	3.	4.	5.
TSA851192	GC		1. Debbie VAN ASWEGEN Vanessa EATON		6-0, 6-1	6-1, 6-1	6-1, 6-0	3-6, 6-4, 3-6
TSA911295	MPUM		2. Arina PIETERSE Lezahn GREEFF	0-6, 1-6		6-3, 6-3	1-6, 1-6	0-6, 1-6
TSA841071	GN		3. Carmen ROBERTS Neo MALOPE	1-6, 1-6	3-6, 3-6		5-7, 0-6	1-6, 1-6
TSA902198	FS		4. Elzane VALKS Sarah CUBITT	1-6, 0-6	6-1, 6-1	7-5, 6-0		3-6, 0-6
TSA820062	GC		5. Izelle TROSKIE Sari STEGMANN	6-3, 4-6, 6-3	6-0, 6-1	6-1, 6-1	6-3, 6-0	

Standings

- STEGMANN / TROSKIE
- EATON / VAN ASWEGEN
- CUBITT / VALKS
- GREEFF / PIETERSE
- MALOPE / ROBERTS

Points	Wins	Losses	Sets	Games
8	4	0	8 - 1 (88.89%)	47 - 15 (75.81%)
6	3	1	7 - 2 (77.78%)	45 - 15 (75%)
4	2	2	4 - 4 (50%)	29 - 31 (48.33%)
2	1	3	2 - 6 (25%)	16 - 42 (27.59%)
0	0	4	0 - 8 (0%)	15 - 49 (23.44%)

1/2 Playoff

HAMBRIDGE / PETERS

	HAMBRIDGE / PETERS
STEGMANN / TROSKIE	7-6, 6-4

3/4 Playoff

[4] DREYER / SMITH

	EATON / VAN ASWEGEN
EATON / VAN ASWEGEN	6-1, 6-1

5/6 Playoff

SPENCE / WHITE	CUBITT / VALKS
CUBITT / VALKS	Walkover

7/8 Playoff

HENDRIKS / MADER	GREEFF / PIETERSE
GREEFF / PIETERSE	6-3, 7-6