

Dolphin Coast Closed
A Division

Box 1

	1.	2.	3.	4.	5.
1. [1] BRADFORD Francis		3-0	3-0	3-0	3-0
2. [5] HOOSEN Umar	0-3		Opponent W/O	3-0	11-4, 11-7, 11-7
3. [9] ROWLAND Ryan	0-3	W/O		1-3	3-1
4. NELSON Anton	0-3	0-3	3-1		3-1
5. JENKINSON Terrence	0-3	4-11, 7-11, 7-11	1-3	1-3	

Standings	Points	Wins	Losses	Games	Game Pts
1. [1] Francis BRADFORD	8	4	0	12 - 0 (100%)	0 - 0 (0%)
2. [5] Umar HOOSEN	6	3	1	9 - 3 (75%)	33 - 18 (64.71%)
3. Anton NELSON	4	2	2	6 - 8 (42.86%)	0 - 0 (0%)
4. [9] Ryan ROWLAND	2	1	3	4 - 10 (28.57%)	0 - 0 (0%)
5. Terrence JENKINSON	0	0	4	2 - 12 (14.29%)	18 - 33 (35.29%)

Box 2

	1.	2.	3.	4.	5.
1. [2] BISHOP Mark		11-5, 11-7, 8-11 11-7	3-0	Opponent W/O	3-0
2. [6] ISAACS Scott	5-11, 7-11, 11-8 7-11		No Result	3-0	3-0
3. [10] JOOSUB Rashid	0-3	No Result		No Result	No Result
4. MOXHAM James	W/O	0-3	No Result		No Result
5. DUNCAN Brett	0-3	0-3	No Result	No Result	

Standings	Points	Wins	Losses	Games	Game Pts
1. [2] Mark BISHOP	8	4	0	12 - 1 (92.31%)	41 - 30 (57.75%)
2. [6] Scott ISAACS	4	2	1	7 - 3 (70%)	30 - 41 (42.25%)
3. Brett DUNCAN	0	0	2	0 - 6 (0%)	0 - 0 (0%)
4. Rudi van RENSBERG	0	0	1	0 - 3 (0%)	0 - 0 (0%)
5. [10] Rashid JOOSUB	0	0	1	0 - 3 (0%)	0 - 0 (0%)

Box 3

	1.	2.	3.	4.	5.
1. [3] RICHARDSON Chris		No Result	3-1	3-0	3-0
2. [7] ISAACS Neil	No Result		No Result	No Result	3-0
3. [11] STAPLETON Brendan	1-3	No Result		3-1	2-3
4. LOMBAARD Pieter	0-3	No Result	1-3		2-3
5. MOODLEY Dino	0-3	0-3	3-2	3-2	

Standings

	Points	Wins	Losses	Games	Game Pts
1. [3] Chris RICHARDSON	6	3	0	9 - 1 (90%)	0 - 0 (0%)
2. Dino MOODLEY	4	2	2	6 - 10 (37.5%)	0 - 0 (0%)
3. [7] Neil ISAACS	2	1	0	3 - 0 (100%)	0 - 0 (0%)
4. [11] Brendan STAPLETON	2	1	2	6 - 7 (46.15%)	0 - 0 (0%)
5. Pieter LOMBAARD	0	0	3	3 - 9 (25%)	0 - 0 (0%)

Box 4

	1.	2.	3.	4.	5.
1. [4] NAGEL Terry-Shayne		3-1	3-0	3-1	No Result
2. [8] KHUMALO Bongumusa	1-3		W/O	3-2	3-0
3. [12] GOVENDER Stanton	0-3	Opponent W/O		3-1	3-1
4. ALLBON Shaun	1-3	2-3	1-3		3-0
5. BOUWER Colin	No Result	0-3	1-3	0-3	

Standings

	Points	Wins	Losses	Games	Game Pts
1. [4] Terry-Shayne NAGEL	6	3	0	9 - 2 (81.82%)	0 - 0 (0%)
2. [12] Stanton GOVENDER	6	3	1	9 - 5 (64.29%)	0 - 0 (0%)
3. [8] Bongumusa KHUMALO	4	2	2	7 - 8 (46.67%)	0 - 0 (0%)
4. Shaun ALLBON	2	1	3	7 - 9 (43.75%)	0 - 0 (0%)
5. Colin BOUWER	0	0	3	1 - 9 (10%)	0 - 0 (0%)

1/2 Playoff

Box 1: 1st

A1
Box 3: 1st

A3

Box 2: 1st

A2
Box 4: 1st

3/4 Playoff

A1

B1
A2

5/6 Playoff

Box 1: 2nd

C1
Box 3: 2nd

C3

Box 2: 2nd

C2
Box 4: 2nd

7/8 Playoff

C1

D1
C2

9/10 Playoff

Box 1: 3rd

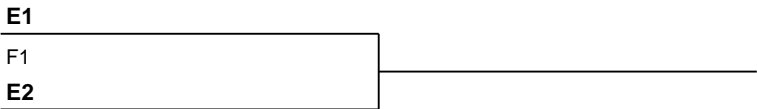
E1
Box 3: 3rd

E3

Box 2: 3rd

E2
Box 4: 3rd

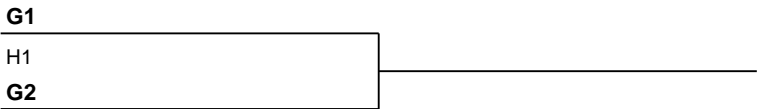
11/12 Playoff




13/14 Playoff



15/16 Playoff



17/18 Playoff



19/20 Playoff

